



2017-2018 IUPUI JAGUARS BASKETBALL

IUPUI

SCHEDULE/RESULTS

(2-5, 0-0 HORIZON)

Date	Opponent	Result/Time
Nov. 3	# Carroll Univ.	W, 65-56
Nov. 11	at Bradley	L, 53-68
Nov. 13	Anderson	W, 75-43
Nov. 17	at Eastern Illinois	L, 79-80
Nov. 21	Morehead State	W, 67-61
Nov. 28	at Western Illinois	L, 77-90
Dec. 2	at Ball State	L, 64-83
Dec. 6	SIUE	L, 81-82
Dec. 10	at No. 21/21 Purdue	7:00 pm
Dec. 16	at Washington State	6:00 pm
Dec. 18	at Gonzaga	9:00 pm
Dec. 22	IU Kokomo	12:00 pm
Dec. 28	*at Northern Kentucky	7:30 pm
Dec. 30	*at Wright State	4:00 pm
Jan. 2	*at Green Bay	8:00 pm
Jan. 4	*UIC	7:00 pm
Jan. 10	*Milwaukee	7:00 pm
Jan. 12	*Green Bay	7:00 pm
Jan. 16	*Detroit Mercy	7:00 pm
Jan. 18	*at Cleveland State	7:00 pm
Jan. 20	*at Youngstown State	7:00 pm
Jan. 27	*at UIC	4:00 pm
Feb. 2	*at Detroit Mercy	7:00 pm
Feb. 4	*at Oakland	12:00 pm
Feb. 8	*Cleveland State	7:00 pm
Feb. 10	*Youngstown State	1:00 pm
Feb. 16	*at Milwaukee	8:00 pm
Feb. 19	*Oakland	7:00 pm
Feb. 23	*Wright State	11:00 am
Feb. 25	*Northern Kentucky	1:00 pm
Mar. 2	HL Tourney (1st rd)	tba
Mar. 3	HL Tourney (2nd rd)	tba
Mar. 4	HL Tourney (3rd rd)	tba
Mar. 5	HL Semifinals	tba
Mar. 6	HL Championship	tba

denotes exhibition

* denotes Horizon League games

& denotes Horizon League Tournament games

MEDIA COVERAGE

TV: BTN

Video Stream: BTN2Go

Audio: IUPUIJags.com

Live Stats: IUPUIJags.com

Twitter: @IUPUIJaguars / @IUPUIMensBball

MBB CONTACT

Ed Holdaway - IUPUI Assistant AD

Email: eholdawa@iupui.edu

Twitter: @EdHoldaway

Cell: 317-908-2645

'03 NCAA TOURNAMENT, 2010 CBI

IUPUI (2-5) at #21/21 PURDUE (9-2)

Sunday, December 10, 2017 • 7:00 p.m. • West Lafayette, Ind. • Mackey Arena (14,804)



STAT BREAKDOWN

IUPUI (2-5)	Purdue (9-2)
70.9	PPG 85.9
72.4	Opp. PPG 65.5
44.5%	FG% 49.4%
47.8%	Opp. FG% 37.7%
33.0 (+0.0)	RPG (Margin) 38.8 (+3.8)
32.4%	3FG% 40.3%
68.9%	FT% 75.1%
14.0 (+2.1)	TO/G (Margin) 11.5 (+1.9)

SERIES BREAKDOWN

Overall:	Purdue leads 2-0
Gardner vs. Purdue:	0-2
in W. Lafayette:	0-2
in Indianapolis:	0-0
neutral:	0-0
Last Meeting:	Dec. 7, 2017
Outcome:	Purdue 80, IUPUI 53 (at Purdue)
Streak:	Purdue has won 2
Quick Note:	Purdue has won 2 gms by 23.5 ppg

THE JAGUARS



PROBABLE STARTERS (based on last game)

No.	Name	Yr.	Pos.	Ht.	Hometown	PPG	RPG	APG	FG%	3FG%	FT%
0	Jaylen Minnett	Fr.	G	6-1	Terre Haute, Ind.	7.4	1.1	1.4	.421	.440	.900
10	Nick Rogers	So.	G	6-1	Indianapolis, Ind.	4.0	0.8	3.3	.462	.286	.500
22	D.J. McCall	Jr.	G	6-6	Fort Wayne, Ind.	7.3	5.7	2.0	.472	.333	.538
24	Evan Hall	Jr.	F	6-7	Hindman, Ky.	8.3	4.3	0.7	.442	---	.211
45	Aaron Brennan	Sr.	F	6-6	Noblesville, Ind.	14.9	4.9	2.1	.482	.308	.737

OFF THE BENCH

1	T.J. Henderson	Jr.	G	6-0	Indianapolis, Ind.	9.9	2.7	3.1	.360	.214	.794
12	Chad Hudson	So.	G	5-11	Jeffersonville, Ind.	1.5	0.5	0.5	.000	.000	.750
25	Ron Patterson	Sr.	G	6-2	Indianapolis, Ind.	11.6	2.4	2.4	.423	.341	.857
31	Maurice Kirby	Gr.	F	6-9	Chandler, Ariz.	4.0	4.9	0.9	.522	---	.571
32	Elyjah Goss	R-Fr.	F	6-7	Bolingbrook, Ill.	5.3	4.3	0.4	.448	.500	1.000
35	Noah Thomas	So.	F/C	6-9	Lafayette, Ind.	4.0	4.0	0.0	1.000	---	1.000
40	Evan Borgman	R-Fr.	F	6-9	Batesville, Ind.	4.0	2.0	0.0	.667	.000	1.000

QUICK HITTERS

- IUPUI will begin a stretch of three straight road games, all against national powerhouses over the next eight days. The stretch will begin at No. 21/21 Purdue (9-2) before IUPUI will take on Washington State and Gonzaga on a two-game trip to Washington next weekend.
- IUPUI has opened the season 2-4 in all four years since Gardner took over and never gotten back to .500 at any point in the seasons. All four years, the Jags have begun at 2-2 and dropped the fifth and sixth games of the season.
- IUPUI is 0-2 all-time against Purdue, dropping the two games by an average of 23.5 points per contest. The Jaguars haven't defeated a Big Ten foe since winning at Northwestern on Nov. 27, 2002 by a 56-53 score.
- Aaron Brennan is the lone IUPUI player to have started all seven games this season. Gardner has tried five different combinations in the season's opening seven contests with eight different players having made at least one start.
- IUPUI made the move to the Horizon League in the offseason after spending 19 years at the Division I level as a member of The Summit League. The Jaguars were picked to finish tenth in the league according to the preseason polls and no member of the Jaguars' roster earned preseason plaudits.
- The Jaguars graduated their top three players from a season ago in seniors Darell Combs (16.8 ppg, 63 3's), Matt O'Leary (13.9 ppg, 6.1 rpg, 68 3's) and Kellon Thomas (9.5 ppg, 90 FT%). All three started all 32 games last season and Combs (Italy) and O'Leary (Spain) are playing professionally overseas this season.
- The group of returners is keyed by seniors Ron Patterson (9.3 ppg, 62 3's) and Aaron Brennan (8.4 ppg, 3.5 rpg) and juniors Evan Hall (7.6 ppg, 58.9 FG%), T.J. Henderson (5.9 ppg) and D.J. McCall (4.8 ppg, 5.0 rpg).

2017-2018 ROSTER

NUMERIC ROSTER

##	Name	Pos.	Ht.	Wt.	Yr.	Hometown/High School (Previous)
0	Jaylen Minnett	G	6-1	180	Fr.	Terre Haute, Ind./Terre Haute South
1	T.J. Henderson	G	6-0	160	Jr.	Indianapolis, Ind./Scecina
5	Camron Justice #	G	6-3	180	Jr.	Hindman, Ky./Knott County Central (Vanderbilt)
10	Nick Rogers	G	6-1	170	So.	Indianapolis, Ind./Traders Point Academy (Toledo)
12	Chad Hudson	G	5-11	175	So.	Jeffersonville, Ind./Jeffersonville / Don Bosco Prep
15	Ahmed Ismail #	C	7-1	260	Sr.	Cairo, Egypt/Nakhas Zagazig (Manhattan)
22	D.J. McCall	G	6-6	190	Jr.	Fort Wayne, Ind./Concordia Lutheran
24	Evan Hall	F	6-7	200	Jr.	Hindman, Ky./Knott County Central
25	Ron Patterson	G	6-2	200	Sr.	Indianapolis, Ind./Broad Ripple (Syracuse)
31	Maurice Kirby	F	6-9	240	Gr.	Chandler, Ariz./Basha (Loyola [Ill.])
32	Elyjah Goss	F	6-7	190	R-Fr.	Bolingbrook, Ill./Plainfield East
35	Noah Thomas	F/C	6-9	235	So.	Lafayette, Ind./Bridgton [Maine] Academy
40	Evan Borgman	F	6-9	205	R-Fr.	Batesville, Ind./Jac-Cen-Del
45	Aaron Brennan	F	6-6	225	Sr.	Noblesville, Ind./Guerin Catholic

will sit out the 2017-18 season as a Division I transfer; ^ expected to redshirt the 2017-18 season

COACHING STAFF

Head Coach:	Jason Gardner
Alma Mater:	Arizona, '11
Career Record:	(39-63; 4th season)
IUPUI Record:	(39-63; 4th season)
Conference Record:	(22-26; 4th season)
Associate Head Coach:	Matt Crenshaw
Alma Mater:	IUPUI, '04
Assistant Coach:	Roy Hairston
Alma Mater:	Purdue, '97
Assistant Coach:	Matt Bringman
Alma Mater:	Palm Beach Atlantic, '06
Senior Advisor:	Andy Fagan
Alma Mater:	Indiana, '01
Strength Coach:	Jason Quarles
Alma Mater:	IUPUI, '12

PRONUNCIATION GUIDE

Jaylen MINNETT	(min- NET)
ELYJAH Goss	(uh-lye- JUH)

RADIO / TV ROSTER



#0 - JAYLEN MINNETT
6-1 // Fr. // G
Terre Haute, Ind.



#1 - T.J. HENDERSON
6-0 // So. // G
Indianapolis, Ind.




#10 - NICK ROGERS
6-1 // So. // G
Indianapolis, Ind.



#12 - CHAD HUDSON
5-11 // So. // G
Jeffersonville, Ind.



#22 - D.J. McCALL
6-6 // Jr. // G
Fort Wayne, Ind.



#24 - EVAN HALL
6-7 // Jr. // F
Hindman, Ky.




#25 - RON PATTERSON
6-2 // Sr. // G
Indianapolis, Ind.



#31 - MAURICE KIRBY
6-9 // Gr. // F
Chandler, Ariz.




#32 - ELYJAH GOSS
6-7 // R-Fr. // F
Bolingbrook, Ill.



#35 - NOAH THOMAS
6-9 // So. // F/C
Lafayette, Ind.



#40 - EVAN BORGMAN
6-9 // R-Fr. // F
Batesville, Ind.



#45 - AARON BRENNAN
6-6 // Sr. // F
Noblesville, Ind.

CAREER DOUBLE-DIGIT PERFORMANCES/STARTS

Double-Digit Scoring Games

Name	Season	Career
Brennan	4	22
Goss	1	1
Hall	3	16
Henderson	6	19
McCall	1	8
Minnett	2	2
Patterson	4	22

20+ Point Scoring Games

Name	Season	Career
Brennan	2	2
Hall	0	1
McCall	1	2

Double-Digit Reb. Games

Name	Season	Career
Brennan	0	1
Goss	1	1
Hall	0	3
McCall	0	3

Double-Doubles

Name	Season	Career
Brennan	0	1
Hall	0	2

Games Started

Name	Season	Career
Brennan	7	49
Hall	6	40
Henderson	5	7
Kirby	1	1
McCall	4	41
Minnett	4	4
Patterson	6	16
Rogers	2	2

POLLS

ASSOCIATED PRES <i>Week 5 (Dec. 4)</i>		COACHES <i>Week 4 (Nov. 27)</i>	
Rank	Team (1st)	Rank	Team (1st)
1	Duke (65)	1	Duke (30)
2	Kansas	2	Kansas (1)
3	Michigan State	3	Michigan State (1)
4	Villanova	4	Villanova
5	Florida	5	Florida
6	Wichita State	6	Wichita State
7	Texas A&M	7	Kentucky
8	Kentucky	8	Notre Dame
9	Notre Dame	9	Texas A&M
10	Miami	10	North Carolina
11	North Carolina	11	Miami
12	Gonzaga	12	Virginia
13	Xavier	13	Gonzaga
14	Minnesota	14	Xavier
15	Virginia	15	Minnesota
16	Arizona State	16	West Virginia
17	Cincinnati	17	Cincinnati
18	West Virginia	17	Arizona State
19	Seton Hall	19	Seton Hall
20	TCU	20	TCU
21	Purdue	21	Purdue
22	Nevada	22	Baylor
23	Baylor	23	UCLA
24	Tennessee	24	Nevada
25	USC	25	USC

MID-MAJOR TOP 25

<i>December 4</i>					
Rk	Team (1st)	Record	Pts.	Prev.	Conf.
1.	Gonzaga (31)	7-1	775	1	West Coast
2.	UT Arlington	7-1	718	4	Sun Belt
3.	Saint Mary's	6-2	716	3	West Coast
4.	Vermont	6-2	677	2	America East
5.	Valparaiso	8-0	606	8	Missouri Valley
6.	Albany	8-1	595	5	America East
7.	BYU	6-2	552	10	West Coast
8.	Charleston	5-2	526	9	Colonial
9.	Loyola Chicago	8-1	457	7	Missouri Valley
10.	Northern Kentucky	6-2	429	11	Horizon
11.	Louisiana	6-2	420	12	Sun Belt
12.	Northern Iowa	4-2	384	19	Missouri Valley
13.	Oakland	5-3	323	15	Horizon
14.	Towson	8-1	317	23	Colonial
15.	Missouri State	7-2	313	18	Missouri Valley
16.	FGCU	6-3	291	13	Atlantic Sun
17.	Georgia Southern	6-2	267	17	Sun Belt
18.	Belmont	5-4	233	6	Ohio Valley
19.	South Dakota State	7-3	214	14	Summit
20.	Bucknell	4-5	184	20	Patriot
21.	Mercer	5-3	143	16	Southern
22.	Georgia State	5-2	135	22	Sun Belt
23.	Furman	5-3	86	21	Southern
24.	New Mexico State	6-1	80	NR	Western Athletic
25.	UC Davis	5-2	52	NR	Big West

HORIZON LEAGUE

HORIZON LEAGUE STANDINGS <i>through Dec. 8</i>		
Team	Overall (Pct.)	HL (Pct.)
Milwaukee.....	6-3 (.667)	0-0 (.000)
Northern Kentucky	6-3 (.667)	0-0 (.000)
Oakland	5-4 (.556)	0-0 (.000)
Wright State	5-4 (.556)	0-0 (.000)
Detroit Mercy	4-5 (.444)	0-0 (.000)
Green Bay	3-4 (.429)	0-0 (.000)
IUPUI	2-5 (.286)	0-0 (.000)
UIC	2-5 (.286)	0-0 (.000)
Cleveland State	2-6 (.250)	0-0 (.000)
Youngstown State.....	2-7 (.222)	0-0 (.000)

UPCOMING SCHEDULE		
Date	Game	Time
12/9	Chicago State at Oakland	3pm
	Green Bay at Missouri	8pm
	DePaul at UIC	tba
	Youngstown State at Butler	tba
	Western Michigan at Detroit Mercy	2pm
	Kent State at Wright State	3pm
	Milwaukee at Western Illinois	8pm
12/10	Notre Dame (Ohio) at Cleveland St.	2pm
	IUPUI at Purdue	7pm
	Eastern Kentucky at N. Kentucky	6pm
12/12	Green Bay at Indiana State	6pm
12/13	Milwaukee at Belmont	6:30pm
12/15	Dartmouth at UIC	8pm
12/16	Wright State at Toledo	2pm
	Michigan State at Oakland	2:30pm
	IUPUI at Washington State	6pm
	Michigan vs. Detroit	12pm
	Loyola at Milwaukee	2pm
	UW Parkside at Green Bay	7pm
12/17	Northern Kentucky at UMBC	12pm
12/18	Youngstown State at Idaho St.	8pm
	IUPUI at Gonzaga	8pm
	Rockford at Green Bay	8pm

IUPUI IN HORIZON LEAGUE STATS <i>as of Dec. 3 [denotes NCAA ranking]</i>		
Category	HL [Nat Rk.]	Stat
Scoring	7th	69.2 ppg
Scoring Defense.....	6th	70.8 ppg
Scoring Margin.....	6th	-1.7 ppg
Free Throw %	4th	71.7%
Field Goal %	7th	43.6%
Field Goal % Def	7th	46.3%
3Pt Field Goal %	4th	33.6%
3Pt Field Goal % Def....	9th	38.5%
Rebounding Offense	10th	33.3 rpg
Rebounding Defense	3rd	33.5 rpg
Rebounding Margin	5th	-0.2 rpg
Blocked Shots	9th	2.5 bpg
Assists	5th	13.7 apg
Steals	6th	7.2 spg
Turnover Margin.....	5th	+1.5/game
Assist/TO Ratio	5th	0.93 a/to
Offensive Rebounds.....	2nd	11.7 rpg
Defensive Rebounds....	10th	21.7 rpg
3Pt Field Goals Made...	6th	6.8/game
Home Attendance.....	10th	1,093/game

Player	Horizon [Natl Rk.]	Stat
Aaron Brennan		
FG%	6th	47.8%
Scoring	14th	13.2 ppg
T.J. Henderson		
FT%	7th	80.8%
Assists	10th	3.0 apg
A/TO Ratio	11th	1.0 a/to
Ron Patterson		
Steals	6th	1.7 spg
3FG/Gm.	8th	2.2/game
Minutes	12th	30.7 mpg
Scoring	18th	12.2 ppg

SERIES HISTORY

PURDUE (0-2)

Date	Loc	Score	W/L
11-16-14	A	57-77	L
12-7-15	A	53-80	L

NEWS, NOTES & STORYLINES

SERIES BREAKDOWN

IUPUI is 0-2 all-time against Purdue, having lost 77-57 at Mackey in 2014 and having lost 80-53 at Mackey in 2015. Purdue was ranked No. 11 nationally when the Boilers defeated the Jags in 2015.

NEW FIVE

IUPUI head coach **Jason Gardner** has continued to tweak the Jaguars' starting five, having used five different quintets in the season's first seven games. At Ball State, Gardner swapped his backcourt, giving a first career start to **Nick Rogers** alongside **Jaylen Minnett** while **T.J. Henderson** and **Ron Patterson** came off the bench. He reinserted Patterson for Minnett for Wednesday's game against SIUE. Senior **Aaron Brennan** is the lone Jag to have started all seven games.

BRENNAN BOUNCES BACK

After a three-game shooting slump in which he hit just 11-of-34 (32.4 percent), senior **Aaron Brennan** responded by matching his career-high with 25 points (8-16 FG, 3-5 3's, 6-8 FT) against SIUE on Wednesday night. Brennan has a pair of 25-point efforts this season, also hitting that total at Eastern Illinois on Nov. 17.

TOUGH THREE

IUPUI will begin on arguably the toughest three-game stretch in program history, beginning tonight. The Jags next three contests are at No. 21/21 Purdue (Dec. 10), at RV/RV Washington State (Dec. 6) and at last year's national runner-up, No. 12/13 Gonzaga (Dec. 18). As of tonight's game, the group has a combined record of 22-6.

DEFENDING THE TREY

In the Jags' five losses this season, IUPUI has struggled to defend the three-point line. In those three losses, opponents are shooting a combined 51 percent from three-point range, hitting 52-of-102 attempts. In three instances, one opposing player has hit at least five threes as well:

- at Bradley (57.1%) - Nate Kennell (5-of-9)
- at EIU (45.0%) - Terrell Lewis (7-of-9)
- at WIU (58.8%) - Kobe Webster (5-of-7)
- at Ball St. (35.7%)
- vs. SIUE (68.8%)

MAKE SHOTS, WIN GAMES

The most telling number of outcomes of games under head coach **Jason Gardner** has simply been field goal percentages. IUPUI is 36-8 (.818) in games in which the Jaguars have shot a better percentage than opponents and just 3-55 (.052) when being outshot.

FIVE KEY NUMBERS

Below are five key numbers from the Jaguars' loss to SIUE.

10-of-11: SIUE made 10 of its first 11 three-point attempts and finished the game 11-of-16 (68.8 percent) from deep.

15-of-26: The free throw line betrayed the Jags in the loss as IUPUI made just 15-of-26 (57.7 percent), including hitting 8-of-15 in the second half.

25-5-4-3-2: Points, rebounds, assists, blocked shots and steals for **Aaron Brennan** against SIUE on Wednesday night

38: Points in the paint for the Jags in the loss, outscoring SIUE 38-22 inside

0-of-9: Combined three-point shooting from **Jaylen Minnett** and **T.J. Henderson** off the Jaguars' bench, which included Minnett misfiring on a potential go-ahead three in the closing seconds

0-FOR-RANKED

IUPUI has never defeated a ranked opponent, going 0-15 versus the ranked in the program's Division I era. Below is a listing of those 15 results, 10 of which were true road games.

The Jaguars' average margin of defeat is 20.3 points per game in the 15 total losses:

- 12/13/99 at #2 Arizona L, 41-70
- 12/15/01 vs. #20 Ball State L, 81-103
- 3/21/03 vs. #2 Kentucky L, 64-95 // NCAA - Nashville, TN
- 12/13/03 at #25 Dayton L, 59-61
- 12/18/04 at #18 Louisville L, 60-80
- 11/10/07 at #11 Marquette L, 68-78
- 12/14/08 vs. #20 Arizona St. L, 58-59 (ot) Phoenix, Ariz.
- 11/14/10 at #12 Gonzaga L, 56-86
- 11/21/10 vs. #25 San Diego State L, 46-61 Oxford, Ohio
- 12/9/10 at #2 Ohio State L, 64-75
- 12/22/10 vs. #7 San Diego State L, 54-56 Las Vegas, Nev.
- 12/7/11 at #5 Louisville L, 60-90
- 11/12/12 at #5 Michigan L, 54-91
- 12/7/15 at #11 Purdue L, 53-80
- 12/28/15 at #9 Butler L, 54-92

AT THE HORN

Winning games at the horn has been a staple of head coach **Jason Gardner**'s squads. So when IUPUI failed to get a shot off at the buzzer in Friday's 80-79 loss at Eastern Illinois, it was almost a surprise. Since Gardner took over, IUPUI has won four games in the closing seconds, including two as time expired:

P.J. Boutte 15' floater at the horn vs. Ball State (71-69 / Nov. 22, 2014)

Marcellus Barksdale layup at the horn at IPFW (84-82 / Jan. 23, 2016)

Jordan Pickett wing 3 with :02 vs. NDSU (73-72 / Jan. 31, 2016)

Darell Combs wing J with :01.5 vs. SDSU (85-83 / Jan. 18, 2017)

FRESH STARTS

In the season opener at Bradley, true freshman **Jaylen Minnett** became the first IUPUI true rookie to start his debut since **Alex Young** did so against Northeastern in 2008.

Minnett had five points, two boards and an assist in his IUPUI debut.

JAGS LOCK UP RAVENS

While head coach **Jason Gardner** has preached defense in the preseason, the win over Anderson was especially impressive in that IUPUI held the Ravens to just 43 points. The 43 were the fewest by a foe since Gardner took over the program and just the second time an IUPUI opponent tallied less than 50 in the Gardner-era (49 vs. Denver on Jan. 10, 2015).

The 43 points allowed was the lowest total by an IUPUI opponent since holding Western Illinois to 42 on Feb. 6, 2010.

CUPBOARD CHECK

IUPUI brings back seven returners from last season, five of whom saw meaningful minutes. Below is a rundown of the Jaguars' top statistical returners, along with some key numbers.

Stat (% Returning): Top Returners

Scoring (45.8%): Patterson (9.3), Brennan (8.4)

Rebounding (56.9%): Hall (5.2), McCall (5.0)

Assists (45.3%): Patterson (6.4), Henderson (5.2)

Minutes (50.2%): Patterson (23.7), McCall (21.2)

FGM (47.3%): Patterson (10.7), Brennan (10.2)

3FGM (43.4%): Patterson (6.2), Henderson (3.0)

FTM (34.3%): McCall (4.5), Brennan (3.9)

Blocks (69.0%): Hall (2.4), Patterson (1.3)

Steals (60.4%): Patterson (4.4), Henderson (3.2)

REBOUNDING BY COMMITTEE

IUPUI's top five rebounders average better than four boards per game, topped by **D.J. McCall's** 5.7 caroms per game. McCall does the bulk of his work off the offensive glass, grabbing 3.0 boards per game at the offensive end.

9-TO-14

Head Coach **Jason Gardner** insisted throughout the preseason that his team will likely be led by a group of players that'll average anywhere from 9-14 points per game, as opposed to a runaway leader like Combs was last season at 16.8 points per game.

So far, he's been on point as IUPUI's top six scorers (Brennan-Patterson-Henderson-McCall-Hall-Minnett) are all averaging between 7-15 points per game.

FULL STRENGTH

The Nov. 21 Morehead State game was the first time all season the Jags were at full strength. **Evan Hall**, **D.J. McCall** and **Nick Rogers** all missed time in the season's first three games.

GRADS

The IUPUI roster boasts a pair of graduates this season as **Maurice Kirby** completed his degree at Loyola (Ill.) and is pursuing his master's in sports journalism. In addition, junior guard **D.J. McCall** completed his undergraduate work in three years and is now pursuing his master's degree at IUPUI.

TRENDING

When head coach **Jason Gardner** took over the IUPUI program prior to the 2014-15 season, he knew it was going to be a lengthy rebuild. The Jags were on the heels of back-to-back 6-26 seasons and 300+ RPI finishes. As expected, Gardner has had IUPUI steadily rising since his takeover:

	Record	Final RPI	Final Sagarin
2012-13:	6-26	329	332
2013-14:	6-26	322	332
2014-15:	10-21	257	278

NEWS, NOTES & STORYLINES (CONT.)

2015-16:	13-19	191	226
2016-17:	14-18	217	202

SIXTH OLDEST

Unofficially, senior swingman **Ron Patterson** is the sixth-oldest player in all of college basketball this season and will turn 25 on Jan. 24 of this season. Here is a quick rundown of those older than him going into the season with their ages as of Nov. 10, 2017:

Josh Boutte (Sam Houston St.): 25 years, 307 days
 Gibson Johnson (Hawaii'i): 25 years, 273 days
 Zach Nelson (Utah Valley): 25 years, 143 days
 Isaac Neilson (Utah Valley): 24 years, 352 days
 Kyle Brown (Cornell): 24 years, 345 days
Ron Patterson (IUPUI): 24 years, 296 days

HOOSIER MADE

IUPUI has the second-most Indiana-natives of any team in the country with nine, trailing only Ball State. Of the nine Indiana natives, four are from the Indianapolis-area in **Aaron Brennan, T.J. Henderson, Ron Patterson** and **Nick Rogers**.

NEW LEAGUE, OLD RIVALS

Although IUPUI will be in year one of Horizon League play, that doesn't mean there won't be some recognizable foes in league play.

The most recognizable will be longtime Mid-Con/Summit foe Oakland University, which IUPUI played 36 times between 1998 and 2013 as league foes. Oakland leads the all-time series 25-16, which includes five meetings in the mid-/late 70's.

Another former league foe in the Horizon League is Youngstown State, which IUPUI played six times from 1999-2001 before the Penguins moved leagues. YSU is 8-1 all-time against IUPUI, which includes three meetings from the mid-/late 70's.

Another familiar face is Wright State head coach Scott Nagy, who was the long-time leader of the South Dakota State program before taking over the Raiders a couple seasons ago. While at the helm of the SDSU program, Nagy was 13-7 against the Jaguars.

JUNGLE BOOGIE

The Dec. 22 game will be a throwback of sorts for the IUPUI basketball program as the Jaguars will host IU Kokomo in the on-campus facility. It'll mark the first time under Gardner that IUPUI has played on campus and the first time since Feb. 22, 2014 that the Jaguars have played in The Jungle.

BRING 'EM ON

IUPUI added a new assistant coach in the offseason as **Matt Bringman** joined the Jaguars' staff, replacing Scott Gillespie. Bringman came to IUPUI from South Plains (Texas) College where he helped the Texans to a two-year record of 53-11 and 28-4 in conference play. South Plains was third in the 2017 NJCAA National Championships in Hutchinson, Kan.

Bringman helped a number of players on to Division I opportunities, including Jordan Brangers (Western Kentucky), Raquan Mitchell (Colorado State), Shawntrez Davis (Nevada) and Josh Webster (Texas Tech).

OVERSEAS ADVENTURES

IUPUI's top two players from a season ago - seniors **Darell Combs** and **Matt O'Leary** - are both continuing their playing careers overseas this winter.

Combs inked a deal in early September to play for the Roseto Sharks in Italy's second division. Combs had an NBA workout with the Washington Wizards before ultimately seeking employment overseas.

O'Leary signed in late July to continue his career with Penas Huesca in the LEB Gold - Spain. LEB Gold is the second division in Spain and known as one of the top leagues in Europe.

In addition, former Jaguars **Alex Young** and **Robert Glenn** are also continuing to play overseas.

ON THE SIDELINES

IUPUI has two Division I-transfers sitting out this season in senior center **Ahmed Ismail** (Manhattan) and junior guard **Camron Justice** (Vanderbilt).

Ismail has one season remaining and averaged 3.9 points and 4.8 rebounds per game as a junior at Manhattan. The 7-foot-1 native of Egypt blocked a team-high 32 shots last season and started 19 games for the Jaspers.

Justice, a high school teammates of **Evan Hall**, was the 2015 Kentucky Mr. Basketball selection and appeared in 33 games at Vanderbilt. The 6-foot-3 sharpshooter shot 38.9 percent from deep as a true freshman, averaging 3.4 points per contest for the Commodores. However, he barely played for Bryce Drew and the new coaching staff, opting to transfer to rejoin Hall.

NEW SIGNEES

IUPUI inked a pair at the start of the fall signing period, adding size in 6-foot-7 **Jack Hansen** (Noblesville, Ind./Guerin Catholic) and 6-foot-10 **Brandon Kenyon** (Caledonia, Ontario/RISE Prep).

Hansen played AAU with Team Blaze Select and was Gardner's first commitment of the 2018 class and chose IUPUI over interest from Valpo, Indiana State and Wright State. He averaged 19 points and nine rebounds per game as a junior and is among the state's top players heading into this season.

Kenyon played AAU with UPLAY Canada and excelled on the Nike EYBL circuit last summer. His UPLAY squad boasts Florida, Central Arkansas and Loyola signees while The RISE Prep program is expected to be among the best in the Ontario Scholastic Basketball Association (OSBA).

BROADCAST INFORMATION

Virtually every IUPUI game will be seen on ESPN3 this season, which includes all 18 Horizon League games. The Jaguars will also make at least seven appearances on ESPN3 during the non-league portion of the schedule.

For home games, the veteran crew of Greg Rakestraw (pxp) and IUPUI Hall of Famer Bob Lovell (analyst) will be on the call.

UNIVERSITY QUICK FACTS

Location	Indianapolis, Ind.
Founded	1969
Nickname	Jaguars
Colors	Red, gold & black
Enrollment	30,690
Affiliation	NCAA Division I
Conference	The Horizon League
Home Facility (Cap.)	Indiana Farmers Coliseum (6,800)
Chancellor	Dr. Nasser Paydar
Athletics Director	Dr. Roderick Perry
Website	www.IUPUIJags.com
Twitter	@IUPUIJaguars
Athletics Phone	(317) 278-5247
Mailing Address	1000 Waterway Blvd. Indianapolis, IN 46202

BASKETBALL HISTORY

First Yr. of basketball	1972
Seasons of basketball	46th
Seasons of Division I basketball	20th
Division I (1998-pres.) Record	248-266 (.481)
NCAA Appearances	1
Last NCAA Appearance	2003
Last Postseason Appearance	2010 (CBI - Second Round)

UNIVERSITY NOTES

ABOUT THE UNIVERSITY

IUPUI is a public research university located in downtown Indianapolis that is the result of a merger of the Purdue Indianapolis Extension Center (1946) and Indiana University Indianapolis (1916). The merger was completed in 1969 and athletics began in 1972.

The university offers more than 200 degree programs and boasts an enrollment over 30,000 (22,000 undergrad and 8,000 postgrad). The university also boasts an endowment of more than \$850 million.

The university is ranked among the Top 200 "National Universities" and ranked 7th for "Up and Coming Schools." U.S. News has ranked IUPUI among the nation's elite for 13 straight years.

ATHLETIC PROWESS

IUPUI was a primary beneficiary of the 1987 Pan-American Games in Indianapolis and continues to boast some world renowned facilities.

The IU Natatorium is located on the IUPUI campus and is among the best swimming & diving facilities in the world. It has hosted the U.S. Olympic Team Trials four different times and 12 NCAA National Championship meets. In addition, the 2017 World Juniors were held at IUPUI and 16 world records have been set in the Natatorium water.

Adjacent west is the Michael A. Carroll Track & Soccer Stadium which has hosted several USA Outdoor Track & Field Championships and NCAA Championships, along with the 1988 US Olympic Trials. Florence Griffith-Joyner set the 100m world record of 10.49 on the track.

In basketball circles, IUPUI is best known as the long-time host of the Nike All-American Camp, which was held on campus for two decades. The nation's top prep players and coaches from every level converged on campus for two weeks each summer in what was considered the elite college recruiting event of the year. Alum included LeBron James, Chris Webber, Allen Iverson, Kevin Garnett, Jason Kidd and Paul Pierce, among many others.

GEORGE HILL

IUPUI's best known basketball alum is current NBAer **George Hill**, who is in his tenth year in the league this season. Hill was originally drafted by the San Antonio Spurs (1st rd., 26th overall) in 2008.

He's played for the Spurs (2008-11), Indiana Pacers (2011-16), and Utah Jazz (2016-17) before signing with the Sacramento Kings this offseason. Hill has played in more than 600 games and made nearly 400 starts in his NBA career.

2017-2018 MISCELLANEOUS STATISTICS

IUPUI'S RECORD WHEN...

	'17-18 Overall	2018 HL	Under Gardner
Home:	2-1	0-0	23-15
Away:	0-4	0-0	15-44
Neutral:	0-0	0-0	1-4
Overtime:	0-0	0-0	4-6
Lead @ Halftime:	2-1	0-0	31-10
Trail @ Halftime:	0-4	0-0	6-50
Tied @ Halftime:	0-0	0-0	2-3
Leading w/ 5:00 left:	2-1	0-0	32-5
Trailing w/ 5:00 left:	0-3	0-0	3-54
Tied w/ 5:00 left:	0-1	0-0	4-4
Shooting 50% or better:	1-2	0-0	19-3
Shooting 40-50%:	1-0	0-0	19-28
Shooting less than 40%:	0-3	0-0	1-32
Shooting better % than opp.	2-1	0-0	36-8
Shooting worse % than opp.	0-4	0-0	3-55
Scoring less than 60:	0-1	0-0	3-23
Score 60-69 pts:	1-1	0-0	5-21
Score 70-79 pts:	1-2	0-0	14-13
Score 80-89 pts:	0-1	0-0	14-6
Score 90+ pts:	0-0	0-0	3-0
Opp. scores less than 60:	1-0	0-0	8-5
Opp. scores 60-69 pts:	1-1	0-0	15-13
Opp. scores 70-79 pts:	0-0	0-0	8-21
Opp. scores 80-89 pts:	0-3	0-0	8-15
Opp. scores 90+ pts:	0-1	0-0	0-9
Commit less TO than opp.	2-3	0-0	21-25
Commit more TO than opp.	0-2	0-0	18-35
Commit same TO as opp.	0-0	0-0	0-3
Outrebound opponent:	1-2	0-0	24-18
Outrebounded:	0-3	0-0	13-43
Rebounding is equal:	1-0	0-0	2-2
Bench outscores opp.:	2-2	0-0	34-33
Bench is outscored:	0-2	0-0	5-25
Bench scoring is equal:	0-1	0-0	0-5
Hit more FT than opp.:	1-2	0-0	24-10
Hit less FT than opp.:	1-3	0-0	14-51
Hit same FT as opp.:	0-0	0-0	1-2
Hit more 3's than opp.:	1-0	0-0	18-21
Hit less 3's than opp.:	0-5	0-0	17-34
Hit same 3's as opp.:	1-0	0-0	4-8
Decided by 5 pts or less:	0-2	0-0	17-16
Decided by 6-10 points:	1-0	0-0	5-18
Decided by 10+ points:	1-3	0-0	17-29
In home whites:	2-1	0-0	24-15
In road blacks:	0-1	0-0	2-16
In road reds:	0-3	0-0	13-32
7 in double-digits:	0-0	0-0	1-0
6 in double-digits:	0-0	0-0	1-0
5 in double-digits:	0-0	0-0	5-3
4 in double-digits:	1-1	0-0	12-8
3 in double-digits:	0-3	0-0	10-19
2 in double-digits:	1-1	0-0	8-27
1 in double-digits:	0-0	0-0	2-4
0 in double-digits:	0-0	0-0	0-2
On Mondays:	1-0	0-0	2-7
On Tuesdays:	1-1	0-0	1-10
On Wednesdays:	0-1	0-0	6-9
On Thursdays:	0-0	0-0	3-9
On Fridays:	0-1	0-0	4-5
On Saturdays:	0-2	0-0	19-20
On Sundays:	0-0	0-0	4-4
In November:	2-3	0-0	8-17
In December:	0-2	0-0	9-17
In January:	0-0	0-0	13-12
In February:	0-0	0-0	8-14
In March:	0-0	0-0	1-3

TIMES LED

Player	TIMES LED						GAMES WITH								TOTAL	
	Pts.	Reb.	Ast.	Stl.	Blk.		10+ Pts.	20+ Pts.	10+ Reb.	3+ Ast.	3+ Blk.	3+ Stl.	3+ 3's		Dunks	Dbl-Dbls
0-Minnett	0/0	0/0	0/0	1/1	0/0		2/2	0/0	0/0	0/0	0/0	0/0	1/1		0/0	0/0
1-Henderson	0/3	0/1	3/10	2/20	0/4		6/19	0/0	0/0	5/14	0/0	1/5	0/4		0/2	0/0
10-Rogers	0/0	0/0	3/3	0/0	1/1		0/0	0/0	0/0	2/2	0/0	0/0	0/0		0/0	0/0
12-Hudson	0/0	0/0	0/0	0/0	0/0		0/0	0/0	0/0	0/0	0/0	0/0	0/0		0/0	0/0
22-McCall	1/5	2/11	3/11	3/15	1/6		1/8	1/2	0/3	2/11	0/0	1/2	1/2		3/14	0/0
24-Hall	0/2	1/13	0/1	0/5	2/19		3/16	0/1	0/3	0/3	0/3	0/0	0/0		0/10	0/2
25-Patterson	2/8	0/0	1/8	2/15	2/8		4/22	0/0	0/0	3/12	1/1	0/5	2/12		3/12	0/0
31-Kirby	0/0	1/1	0/0	0/0	0/0		0/0	0/0	0/0	0/0	0/0	0/0	0/0		0/0	0/0
32-Goss	0/0	1/1	0/0	1/1	1/1		1/1	0/0	1/1	0/0	1/1	0/0	0/0		4/4	0/0
35-Thomas	0/0	0/0	0/0	0/0	0/0		0/0	0/0	0/0	0/0	0/0	0/0	0/0		0/0	0/0
40-Borgman	0/0	0/0	0/0	0/0	0/0		0/0	0/0	0/0	0/0	0/0	0/0	0/0		1/1	0/0
45-Brennan	4/8	2/4	0/5	0/10	2/18		4/22	2/2	0/1	2/6	1/2	0/3	1/2		0/4	0/1

totals listed by season/career

SPECIALTY STATS (IUPUI/OPP)

PP = Points in the Paint; POT = Points off Turnover; 2nd = 2nd Chance Points; BP = Bench Points

Opponent	Result	PP	POT	2nd	BP	Largest Lead	Largest Deficit	Lead Changes	Ties
# Carroll University	W, 65-56	34/20	32/4	14/15	14/15	14	5	6	4
at Bradley	L, 53-68	18/20	13/13	14/10	5/34	3	18	3	1
Anderson University	W, 75-43	38/18	27/12	12/5	24/11	33	-	0	0
at Eastern Illinois	L, 79-80	42/33	11/19	9/12	4/20	7	3	9	13
Morehead State	W, 67-61	24/30	16/12	8/6	17/8	11	-	0	1
at Western Illinois	L, 77-90	34/32	22/11	20/3	28/26	2	28	1	1
at Ball State	L, 64-83	28/40	15/19	6/14	40/28	1	28	2	0
SIUE	L, 81-82	38/22	21/10	12/9	21/21	9	10	12	9
at Purdue									
at Washington State									
at Gonzaga									
IU Kokomo									
*at Northern Kentucky									
*at Wright State									
*at Green Bay									
*UIC									
*Milwaukee									
*Green Bay									
*Detroit Mercy									
*at Cleveland State									
*at Youngstown State									
*at UIC									
*at Detroit Mercy									
*at Oakland									
*Cleveland State									
*Youngstown State									
*at Milwaukee									
*Oakland									
*Wright State									
*Northern Kentucky									
HL Tourney (1st rd)									
HL Tourney (2nd rd)									
HL Tourney (3rd rd)									
HL Semifinals									
HL Finals									
Season Highs		42/40	27/19	20/14	40/34	33	28	12	13
Season Lows		18/18	11/10	6/3	4/8	-	-	-	-
Totals		222/195	125/96	81/59	139/148	-	-	27	25
Averages		31.7/27.9	17.9/13.7	11.6/8.4	19.9/21.1			3.9	3.6

WIN/LOSS MARGINS

Margin	W	L
1		1
2		
3		1
4		
5		
6	1	
7		
8		
9		
10		
11-15		2
16-20		1
21-30		
30+	1	

2017-2018 IUPUI STATISTICS

THE STAT CREW SYSTEM IUPUI Combined Team Statistics (as of Dec 06, 2017) All games



RECORD:	OVERALL	HOME	AWAY	NEUTRAL
ALL GAMES	2-5	2-1	0-4	0-0
CONFERENCE	0-0	0-0	0-0	0-0
NON-CONFERENCE	2-5	2-1	0-4	0-0

#	Player	gp-gs	min	avg	Total		3-Point		F-Throw		Rebounds				pf	dq	a	to	blk	stl	pts	avg
					fg-fga	fg%	3fg-fga	3fg%	ft-fa	ft%	off	def	tot	avg								
45	BRENNAN, Aaron	7-7	190	27.1	41-85	.482	8-26	.308	14-19	.737	11	23	34	4.9	20	1	15	13	6	8	104	14.9
25	PATTERSON, Ron	7-6	217	31.0	30-71	.423	15-44	.341	6-7	.857	4	13	17	2.4	14	0	17	9	5	11	81	11.6
01	HENDERSON, T.J.	7-5	204	29.1	18-50	.360	6-28	.214	27-34	.794	7	12	19	2.7	10	0	22	19	2	8	69	9.9
24	HALL, Evan	6-6	128	21.3	23-52	.442	0-0	.000	4-19	.211	9	17	26	4.3	17	0	4	8	4	2	50	8.3
00	MINNETT, Jaylen	7-4	168	24.0	16-38	.421	11-25	.440	9-10	.900	5	3	8	1.1	17	0	10	11	0	5	52	7.4
22	McCALL, D.J.	6-4	163	27.2	17-36	.472	3-9	.333	7-13	.538	21	13	34	5.7	17	2	12	13	2	9	44	7.3
32	GOSS, Elyjah	7-0	98	14.0	13-29	.448	2-4	.500	9-9	1.000	10	20	30	4.3	10	0	3	3	3	3	37	5.3
40	BORGMAN, Evan	2-0	17	8.5	2-3	.667	0-1	.000	4-4	1.000	1	3	4	2.0	2	0	0	3	0	0	8	4.0
31	KIRBY, Maurice	7-1	100	14.3	12-23	.522	0-0	.000	4-7	.571	9	25	34	4.9	11	0	6	8	0	2	28	4.0
35	THOMAS, Noah	1-0	6	6.0	1-1	1.000	0-0	.000	2-2	1.000	1	3	4	4.0	3	0	0	0	1	0	4	4.0
10	ROGERS, Nick	4-2	89	22.3	6-13	.462	2-7	.286	2-4	.500	0	3	3	0.8	12	0	13	7	1	3	16	4.0
12	HUDSON, Chad	2-0	20	10.0	0-1	.000	0-1	.000	3-4	.750	0	1	1	0.5	5	0	1	2	0	0	3	1.5
Team											9	8	17		1		2					
Total.....		7	1400		179-402	.445	47-145	.324	91-132	.689	87	144	231	33.0	139	3	103	98	24	51	496	70.9
Opponents.....		7	1399		171-358	.478	61-146	.418	104-153	.680	72	159	231	33.0	129	2	91	113	28	37	507	72.4

TEAM STATISTICS	IUPUI	OPP
SCORING	496	507
Points per game	70.9	72.4
Scoring margin	-1.6	-
FIELD GOALS-ATT	179-402	171-358
Field goal pct	.445	.478
3 POINT FG-ATT	47-145	61-146
3-point FG pct	.324	.418
3-pt FG made per game	6.7	8.7
FREE THROWS-ATT	91-132	104-153
Free throw pct	.689	.680
F-Throws made per game	13.0	14.9
REBOUNDS	231	231
Rebounds per game	33.0	33.0
Rebounding margin	+0.0	-
ASSISTS	103	91
Assists per game	14.7	13.0
TURNOVERS	98	113
Turnovers per game	14.0	16.1
Turnover margin	+2.1	-
Assist/turnover ratio	1.1	0.8
STEALS	51	37
Steals per game	7.3	5.3
BLOCKS	24	28
Blocks per game	3.4	4.0
ATTENDANCE	2996	9799
Home games-Avg/Game	3-999	4-2450
Neutral site-Avg/Game	-	0-0

Date	Opponent		Score	Att.
11/11/17	at Bradley	L	53-68	4936
11/13/17	ANDERSON	W	75-43	1175
11/17/17	at Eastern Illinois	L	79-80	769
11/21/17	MOREHEAD STATE	W	67-61	1012
11/28/17	at Western Illinois	L	77-90	589
12/2/17	at Ball State	L	64-83	3505
12/06/17	SIUE	L	81-82	809

* = Horizon League game

Score by Periods	1st	2nd	Totals
IUPUI	221	275	496
Opponents	243	264	507

2016-2017 IUPUI STATISTICS

IUPUI Basketball IUPUI Combined Team Statistics (as of Mar 07, 2017) All games



RECORD:	OVERALL	HOME	AWAY	NEUTRAL
ALL GAMES	14-18	8-4	5-13	1-1
CONFERENCE	7-9	4-4	3-5	0-0
NON-CONFERENCE	7-9	4-0	2-8	1-1

#	Player	gp-gs	min	avg	Total		3-Point		F-Throw		Rebounds				pf	dq	a	to	blk	stl	pts	avg
					fg-fga	fg%	3fg-fga	3fg%	ft-fa	ft%	off	def	tot	avg								
00	COMBS, Darell	32-32	1030	32.2	187-441	.424	63-184	.342	100-134	.746	16	62	78	2.4	82	1	92	81	4	24	537	16.8
15	O'LEARY, Matt	32-32	956	29.9	161-320	.503	68-152	.447	54-74	.730	31	165	196	6.1	67	0	71	52	14	31	444	13.9
05	THOMAS, Kellon	32-32	890	27.8	92-265	.347	31-90	.344	90-100	.900	13	54	67	2.1	69	1	85	46	1	27	305	9.5
25	PATTERSON, Ron	32-10	757	23.7	107-242	.442	62-156	.397	21-30	.700	15	64	79	2.5	70	2	64	40	13	44	297	9.3
45	BRENNAN, Aaron	32-9	596	18.6	102-203	.502	27-57	.474	39-54	.722	27	85	112	3.5	76	4	26	30	10	16	270	8.4
24	HALL, Evan	30-23	596	19.9	96-163	.589	0-0	.000	35-89	.393	73	83	156	5.2	83	1	14	40	24	16	227	7.6
01	HENDERSON, T.J.	32-0	566	17.7	60-134	.448	30-75	.400	39-56	.696	10	40	50	1.6	58	1	52	38	5	32	189	5.9
22	McCALL, D.J.	32-22	678	21.2	51-120	.425	5-18	.278	45-77	.584	66	95	161	5.0	71	0	48	41	8	22	152	4.8
11	JAMES, Josh	32-0	243	7.6	18-39	.462	0-0	.000	13-17	.765	28	43	71	2.2	48	1	1	7	4	4	49	1.5
33	FRASER, Giovanni	15-0	82	5.5	6-14	.429	0-0	.000	6-14	.429	4	11	15	1.0	19	0	0	6	4	0	18	1.2
35	THOMAS, Noah	8-0	20	2.5	1-5	.200	0-1	.000	3-4	.750	1	3	4	0.5	6	0	0	7	0	0	5	0.6
12	HUDSON, Chad	10-0	23	2.3	1-4	.250	1-3	.333	1-4	.250	0	3	3	0.3	3	0	2	3	0	1	4	0.4
20	SINN, Grant	8-0	13	1.6	1-7	.143	1-7	.143	0-0	.000	1	0	1	0.1	3	0	0	0	0	0	3	0.4
Team											63	48	111				10					
Total.....		32	6450		883-1957	.451	288-743	.388	446-653	.683	348	756	1104	34.5	655	11	455	401	87	217	2500	78.1
Opponents.....		32	6451		860-1823	.472	227-628	.361	570-754	.756	297	832	1129	35.3	639	14	429	438	129	185	2517	78.7

TEAM STATISTICS	IUPUI	OPP
SCORING	2500	2517
Points per game	78.1	78.7
Scoring margin	-0.5	-
FIELD GOALS-ATT	883-1957	860-1823
Field goal pct	.451	.472
3 POINT FG-ATT	288-743	227-628
3-point FG pct	.388	.361
3-pt FG made per game	9.0	7.1
FREE THROWS-ATT	446-653	570-754
Free throw pct	.683	.756
F-Throws made per game	13.9	17.8
REBOUNDS	1104	1129
Rebounds per game	34.5	35.3
Rebounding margin	-0.8	-
ASSISTS	455	429
Assists per game	14.2	13.4
TURNOVERS	401	438
Turnovers per game	12.5	13.7
Turnover margin	+1.2	-
Assist/turnover ratio	1.1	1.0
STEALS	217	185
Steals per game	6.8	5.8
BLOCKS	87	129
Blocks per game	2.7	4.0
ATTENDANCE	12651	87359
Home games-Avg/Game	12-1054	18-3707
Neutral site-Avg/Game	-	2-10317

Score by Periods	1st	2nd	OT	Totals
IUPUI	1174	1305	21	2500
Opponents	1209	1294	14	2517

Date	Opponent		Score	Att.
11/11/16	at Eastern Kentucky	L	87-97	2300
11/13/16	at Michigan	L	65-77	10812
11/18/16	HOWARD	W	77-55	843
11/19/16	EASTERN MICHIGAN	W	83-71	863
11/22/16	at Marquette	L	79-104	11552
11/26/16	at SIUE	L	58-61	1028
11/30/16	at Illinois State	L	63-77	3717
12/03/16	at Ball State	W	73-62	2994
12/06/16	at Illinois	L	77-85	10536
12/10/16	at Miami	L	68-71	1268
12/12/16	URBANA	W	109-67	909
12/17/16	at Southern Utah	W	101-81	1012
12/20/16	at Northwestern	L	65-87	6452
12/28/16	MARIAN	W	81-60	1104
* 12/31/16	WESTERN ILLINOIS	W	89-71	1106
* 01/05/17	at North Dakota State	L	89-93	2728
* 01/07/17	at South Dakota	L	74-85	1908
* 01/11/17	OMAHA	L	71-79	842
* 01/14/17	at Oral Roberts	W	91-85	2595
* 01/18/17	SOUTH DAKOTA STATE	Wot	85-83	981
* 01/21/17	DENVER	L	74-78	1078
* 01/25/17	at Fort Wayne	L	73-103	1357
* 01/28/17	at Western Illinois	L	69-78	843
* 02/01/17	NORTH DAKOTA STATE	Wot	86-81	1098
* 02/08/17	at Omaha	W	89-78	1678
* 02/11/17	ORAL ROBERTS	L	68-74	1029
* 02/15/17	at South Dakota State	L	67-81	2333
* 02/19/17	at Denver	W	83-72	1612
* 02/23/17	FORT WAYNE	W	83-82	1543
* 02/25/17	SOUTH DAKOTA	L	85-92	1255
03/04/17	vs North Dakota State	W	76-57	9399
03/06/17	vs Omaha	L	62-90	11235

2017-2018 STATISTICAL SPLITS

Wins (2 total)

Wins (2 total)					Total	3-Point	F-Throw	Rebounds																	
##	Player	gp-gs	min	avg	fg-fga	fg%	3fg-fga	3fg%	ft-fa	ft%	off	def	tot	avg	pf	dq	a	to	blk	stl	pts	avg			
45	BRENNAN, Aaron	2-2	57	28.5	13-24	.542	2-8	.250	5-8	.625	2	11	13	6.5	3	0	5	5	2	2	33	16.5			
01	HENDERSON, T.J.	2-2	52	26.0	5-11	.455	3-7	.429	8-10	.800	1	6	7	3.5	2	0	6	7	2	3	21	10.5			
25	PATTERSON, Ron	2-2	60	30.0	7-16	.438	3-10	.300	2-2	1.000	1	3	4	2.0	5	0	4	3	2	3	19	9.5			
00	MINNETT, Jaylen	2-1	53	26.5	5-7	.714	3-4	.750	3-3	1.000	0	0	0	0.0	6	0	4	3	0	1	16	8.0			
40	BORGMAN, Evan	1-0	13	13.0	2-3	.667	0-1	.000	2-2	1.000	1	2	3	3.0	2	0	0	3	0	0	6	6.0			
24	HALL, Evan	1-1	18	18.0	3-8	.375	0-0	.000	0-1	.000	1	0	1	1.0	3	0	0	1	0	1	6	6.0			
32	GOSS, Elyjah	2-0	31	15.5	4-10	.400	0-0	.000	4-4	1.000	5	11	16	8.0	5	0	0	1	3	0	12	6.0			
31	KIRBY, Maurice	2-1	31	15.5	5-9	.556	0-0	.000	1-2	.500	1	10	11	5.5	3	0	1	2	0	1	11	5.5			
22	McCALL, D.J.	2-1	48	24.0	4-8	.500	0-1	.000	3-6	.500	2	4	6	3.0	7	0	7	5	1	2	11	5.5			
35	THOMAS, Noah	1-0	6	6.0	1-1	1.000	0-0	.000	2-2	1.000	1	3	4	4.0	3	0	0	0	1	0	4	4.0			
12	HUDSON, Chad	1-0	12	12.0	0-1	.000	0-1	.000	3-4	.750	0	0	0	0.0	1	0	1	2	0	0	3	3.0			
10	ROGERS, Nick	1-0	19	19.0	0-3	.000	0-2	.000	0-2	.000	0	2	2	2.0	3	0	2	0	0	1	0	0.0			
Team											3	2	5	1											
Total.....		2	400	49-101		.485	11-34	.324	33-46	.717	18	54	72	36.0	43	0	30	33	11	14	142	71.0			
Opponents.....		2	400	35-102		.343	9-44	.205	25-42	.595	24	39	63	31.5	42	0	13	41	8	12	104	52.0			

Losses (5 total)

Losses (5 total)					Total	3-Point	F-Throw	Rebounds														
#	Player	gp-gs	min	avg	fg-fga	fg%	3fg-fga	3fg%	ft-fa	ft%	off	def	tot	avg	pf	dq	a	to	blk	stl	pts	avg
45	BRENNAN, Aaron	5-5	133	26.6	28-61	.459	6-18	.333	9-11	.818	9	12	21	4.2	17	1	10	8	4	6	71	14.2
25	PATTERSON, Ron	5-4	157	31.4	23-55	.418	12-34	.353	4-5	.800	3	10	13	2.6	9	0	13	6	3	8	62	12.4
01	HENDERSON, T.J.	5-3	152	30.4	13-39	.333	3-21	.143	19-24	.792	6	6	12	2.4	8	0	16	12	0	5	48	9.6
24	HALL, Evan	5-5	110	22.0	20-44	.455	0-0	.000	4-18	.222	8	17	25	5.0	14	0	4	7	4	1	44	8.8
22	McCALL, D.J.	4-3	115	28.8	13-28	.464	3-8	.375	4-7	.571	19	9	28	7.0	10	2	5	8	1	7	33	8.3
00	MINNETT, Jaylen	5-3	115	23.0	11-31	.355	8-21	.381	6-7	.857	5	3	8	1.6	11	0	6	8	0	4	36	7.2
10	ROGERS, Nick	3-2	70	23.3	6-10	.600	2-5	.400	2-2	1.000	0	1	1	0.3	9	0	11	7	1	2	16	5.3
32	GOSS, Elijah	5-0	67	13.4	9-19	.474	2-4	.500	5-5	1.000	5	9	14	2.8	5	0	3	2	0	3	25	5.0
31	KIRBY, Maurice	5-0	69	13.8	7-14	.500	0-0	.000	3-5	.600	8	15	23	4.6	8	0	5	6	0	1	17	3.4
40	BORGMAN, Evan	1-0	4	4.0	0-0	.000	0-0	.000	2-2	1.000	0	1	1	1.0	0	0	0	0	0	0	2	2.0
12	HUDSON, Chad	1-0	8	8.0	0-0	.000	0-0	.000	0-0	.000	0	1	1	1.0	4	0	0	0	0	0	0	0.0
Team											6	6	12		1			1				
Total.....		5	1000		130-301	.432	36-111	.324	58-86	.674	69	90	159	31.8	96	3	73	65	13	37	354	70.8
Opponents.....		5	999		136-256	.531	52-102	.510	79-111	.712	48	120	168	33.6	87	2	78	72	20	25	403	80.6

Home (2-1)

Home (2-1)					Total	3-Point	F-Throw	Rebounds															
##	Player	gp-gs	min	avg	fg-fga	fg%	3fg-fga	3fg%	ft-fa	ft%	off	def	tot	avg	pf	dq	a	to	blk	stl	pts	avg	
45	BRENNAN, Aaron	3-3	88	29.3	21-40	.525	5-13	.385	11-16	.688	5	13	18	6.0	7	0	9	6	5	4	58	19.3	
01	HENDERSON, T.J.	3-2	79	26.3	7-18	.389	3-12	.250	14-18	.778	3	7	10	3.3	3	0	10	8	2	4	31	10.3	
25	PATTERSON, Ron	3-3	93	31.0	10-24	.417	5-17	.294	2-2	1.000	2	4	6	2.0	6	0	7	6	5	4	27	9.0	
24	HALL, Evan	2-2	39	19.5	9-18	.500	0-0	.000	0-6	.000	3	2	5	2.5	7	0	1	2	2	1	18	9.0	
22	McCALL, D.J.	3-2	78	26.0	8-13	.615	0-1	.000	3-7	.429	9	6	15	5.0	12	1	9	6	2	6	19	6.3	
00	MINNETT, Jaylen	3-1	66	22.0	6-12	.500	3-8	.375	4-4	1.000	0	1	1	0.3	7	0	5	4	0	1	19	6.3	
40	BORGMAN, Evan	1-0	13	13.0	2-3	.667	0-1	.000	2-2	1.000	1	2	3	3.0	2	0	0	3	0	0	6	6.0	
31	KIRBY, Maurice	3-1	47	15.7	8-12	.667	0-0	.000	1-3	.333	1	14	15	5.0	5	0	2	3	0	1	17	5.7	
32	GOSS, Elijah	3-0	36	12.0	5-12	.417	0-0	.000	4-4	1.000	6	11	17	5.7	6	0	0	1	3	0	14	4.7	
35	THOMAS, Noah	1-0	6	6.0	1-1	1.000	0-0	.000	2-2	1.000	1	3	4	4.0	3	0	0	0	1	0	4	4.0	
10	ROGERS, Nick	2-1	43	21.5	2-7	.286	1-4	.250	2-4	.500	0	2	2	1.0	4	0	7	1	0	1	7	3.5	
12	HUDSON, Chad	1-0	12	12.0	0-1	.000	0-1	.000	3-4	.750	0	0	0	0.0	1	0	1	2	0	0	3	3.0	
Team											4	3	7										
Total.....		3	600		79-161	.491	17-57	.298	48-72	.667	35	68	103	34.3	63	1	51	43	20	22	223	74.3	
Opponents.....		3	599		62-149	.416	20-60	.333	42-67	.627	34	59	93	31.0	67	1	26	57	12	15	186	62.0	

Road (0-4)

Road (0-4)					Total	3-Point	F-Throw	Rebounds														
#	Player	gp-gs	min	avg	fg-fga	fg%	3fg-fga	3fg%	ft-fita	ft%	off	def	tot	avg	pf	dq	a	to	blk	stl	pts	avg
25	PATTERSON, Ron	4-3	124	31.0	20-47	.426	10-27	.370	4-5	.800	2	9	11	2.8	8	0	10	3	0	7	54	13.5
45	BRENNAN, Aaron	4-4	102	25.5	20-45	.444	3-13	.231	3-3	1.000	6	10	16	4.0	13	1	6	7	1	4	46	11.5
01	HENDERSON, T.J.	4-3	125	31.3	11-32	.344	3-16	.188	13-16	.813	4	5	9	2.3	7	0	12	11	0	4	38	9.5
22	McCALL, D.J.	3-2	85	28.3	9-23	.391	3-8	.375	4-6	.667	12	7	19	6.3	5	1	3	7	0	3	25	8.3
00	MINNETT, Jaylen	4-3	102	25.5	10-26	.385	8-17	.471	5-6	.833	5	2	7	1.8	10	0	5	7	0	4	33	8.3
24	HALL, Evan	4-4	89	22.3	14-34	.412	0-0	.000	4-13	.308	6	15	21	5.3	10	0	3	6	2	1	32	8.0
32	GOSS, Elyjah	4-0	62	15.5	8-17	.471	2-4	.500	5-5	1.000	4	9	13	3.3	4	0	3	2	0	3	23	5.8
10	ROGERS, Nick	2-1	46	23.0	4-6	.667	1-3	.333	0-0	.000	0	1	1	0.5	8	0	6	6	1	2	9	4.5
31	KIRBY, Maurice	4-0	53	13.3	4-11	.364	0-0	.000	3-4	.750	8	11	19	4.8	6	0	4	5	0	1	11	2.8
40	BORGMAN, Evan	1-0	4	4.0	0-0	.000	0-0	.000	2-2	1.000	0	1	1	1.0	0	0	0	0	0	0	2	2.0
12	HUDSON, Chad	1-0	8	8.0	0-0	.000	0-0	.000	0-0	.000	0	1	1	1.0	4	0	0	0	0	0	0	0.0
Team											5	5	10		1			1				
Total.....		4	800		100-241	.415	30-88	.341	43-60	.717	52	76	128	32.0	76	2	52	55	4	29	273	68.2
Opponents.....		4	800		109-209	.522	41-86	.477	62-86	.721	38	100	138	34.5	62	1	65	56	16	22	321	80.2

2017-2018 POINTS-REBOUNDS-ASSISTS

Opponent	Date	Score	00	01	10	12	22	24	25
			MINNETT,JA	HENDERSON,	ROGERS,NIC	HUDSON,CHA	MCCALL,DJ	HALL,EVAN	PATTERSON,
at Bradley	11/11/17	53-68	L 5-2-1	10-3-3	DNP	0-1-0	DNP	11-7-1	16-2-1
ANDERSON	11/13/17	75-43	w 5-0-2	10-2-3	DNP	3-0-1	3-2-4	DNP	9-3-3
at Eastern Illinois	11/17/17	79-80	L 8-1-1	10-3-5	DNP	DNP	0-5-0	13-5-2	19-4-6
MOREHEAD STATE	11/21/17	67-61	w 11-0-2	11-5-3	0-2-2	DNP	8-4-3	6-1-0	10-1-1
at Western Illinois	11/28/17	77-90	L 12-4-2	7-2-2	4-0-4	DNP	25-8-1	4-6-0	5-2-2
at Ball State	12/2/17	64-83	L 8-0-1	11-1-2	5-1-2	DNP	0-6-2	4-3-0	14-3-1
SIUE	12/06/17	81-82	L 3-1-1	10-3-4	7-0-5	DNP	8-9-2	12-4-1	8-2-3

Opponent	Date	Score	31	32	35	40	45
			KIRBY,MAUR	GOSS,ELYJA	THOMAS,NOA	BORGMAN,EV	BRENNAN,AA
at Bradley	11/11/17	53-68	L 1-5-0	2-6-0	DNP	2-1-0	6-2-2
ANDERSON	11/13/17	75-43	w 9-9-1	8-12-0	4-4-0	6-3-0	18-6-3
at Eastern Illinois	11/17/17	79-80	L 0-4-2	4-0-1	DNP	DNP	25-7-2
MOREHEAD STATE	11/21/17	67-61	w 2-2-0	4-4-0	DNP	DNP	15-7-2
at Western Illinois	11/28/17	77-90	L 2-3-1	10-1-1	DNP	DNP	8-6-1
at Ball State	12/2/17	64-83	L 8-7-1	7-6-1	DNP	DNP	7-1-1
SIUE	12/06/17	81-82	L 6-4-1	2-1-0	DNP	DNP	25-5-4

2017-2018 INDIVIDUAL SUPERLATIVES

	<i>IUPUI</i>	<i>Opponent</i>
Points	25 - three times	27 - Kobe Webster at W. Illinois (11/28/17)
Field Goals Made	12 - Aaron Brennan at E. Illinois (11/17/17)	10 - Kobe Webster at W. Illinois (11/28/17)
Field Goals Attempted	20 - D.J. McCall at W. Illinois (11/28/17)	14 - Kobe Webster at W. Illinois (11/28/17)
Highest FG Pct. (min. 5 made)	.706 (12-17) - Aaron Brennan at E. Illinois (11/17/17)	1.000 (5-5) - Trey Moses at Ball State (12/2/17)
3-Pt Field Goals Made	4 - Ron Patterson at Bradley (11/11/17)	7 - Terrell Lewis at E. Illinois (11/17/17)
3-Pt Field Goals Attempted	8 - twice	9 - twice
3-Pt FG Pct. (min. 3 made)	.600 (3-5) - twice	1.000 (3-3) - David McFarland vs. SIUE (12/6/17)
Free Throws Made	8 - T.J. Henderson vs. Morehead State (11/21/17)	7 - twice
Free Throws Attempted	10 - T.J. Henderson vs. Morehead State (11/21/17)	13 - Jajuan Starks at E. Illinois (11/17/17)
Free Throw Pct. (min. 5 made)	.800 (8-10) - T.J. Henderson vs. Morehead St. (11/21/17)	1.000 (7-7) - Jalen Morgan at W. Illinois (11/28/17)
Offensive Rebounds	7 - D.J. McCall vs. SIUE (12/6/17)	4 - three times
Defensive Rebounds	8 - twice	8 - Donte Thomas at Bradley (11/11/17)
Total Rebounds	12 - Elyjah Goss vs. Anderson (11/13/17)	11 - twice
Assists	6 - Ron Patterson at E. Illinois (11/17/17)	8 - Kobe Webster at W. Illinois (11/28/17)
Turnovers	4 - five times	7 - Cole Hartman vs. Anderson (11/13/17)
Blocked Shots	3 - three times	5 - Brandon Gilbeck at W. Illinois (11/28/17)
Steals	4 - D.J. McCall vs. SIUE (12/6/17)	3 - Jajuan Starks at E. Illinois (11/17/17)
Minutes Played (regulation game)	38 - twice	40 - Kobe Webster at W. Illinois (11/28/17)
Minutes Played (OT game)		

2017-2018 GAME-BY-GAME LEADERS / STARTING FIVES

Opponent	Starting 5	Points	Rebounds	Assists	Blocks	Steals
Carroll University #	Minnett-Henderson-Patterson-Hall-Brennan	Brennan (15)	Kirby (9)	Henderson (4)	Kirby (3)	Henderson (6)
at Bradley	Minnett-Henderson-Patterson-Hall-Brennan	Patterson (16)	Hall (7)	Henderson (3)	Hall (1)	Henderson (2)
Anderson	Minnett-Henderson-Patterson-Kirby-Brennan	Brennan (18)	Goss (12)	McCall (4)	Goss (3)	Henderson (3)
at Eastern Illinois	Minnett-Henderson-Patterson-Hall-Brennan	Brennan (25)	Brennan (7)	Patterson (6)	---	Patterson (2)
Morehead State	Henderson-McCall-Patterson-Hall-Brennan	Brennan (15)	Brennan (7)	2 tied w/ (3)	2 tied w/ (1)	McCall (2)
at Western Illinois	Henderson-McCall-Patterson-Hall-Brennan	McCall (25)	McCall (8)	Rogers (4)	w tied w/ (1)	2 tied w/ (2)
at Ball State	Minnett-Rogers-McCall-Hall-Brennan	Patterson (14)	Kirby (7)	3 tied w/ (2)	Rogers (1)	2 tied w/ (3)
SIUE	Henderson-Rogers-Patterson-Hall-Brennan	Brennan (25)	McCall (9)	Rogers (5)	2 tied w/ (3)	McCall (4)
at Purdue						
at Washington St.						
at Gonzaga						
IU Kokomo						
at Northern Ky.						
at Wright State						
at Green Bay						
UIC						
Milwaukee						
Green Bay						
Detroit Mercy						
at Cleveland State						
at Y'town State						
at UIC						
at Detroit Mercy						
at Oakland						
Cleveland State						
Y'town State						
at Milwaukee						
Oakland						
Wright State						
Northern Ky.						
HL 1st Rd.						
HL 2nd Rd.						
HL 3rd Rd.						
HL Semis						
HL Finals						

2017-2018 COMPARISON STATISTICS

Opponent	1st	2nd	Score	Mar	Total FG	FG Pct	3-Pointers	3FG Pct	Free Throws	FT Pct	Rebounds	Assist	T/Over	Block	Steal	Fouls
Bradley	19/28	34/40	53-68	(15)	15-53/25-56	.283/.446	6-20/12-21	.300/.571	17-20/6-12	.850/.500	35/39 (4)	8/20	12/14	1/3	6/4	17/20
ANDERSON	41/21	34/22	75-43	+32	29-56/13-51	.518/.255	6-18/4-24	.333/.167	11-14/13-24	.786/.542	41/32 +9	17/6	19/23	9/4	9/8	21/17
Eastern Illinois	41/38	38/42	79-80	(1)	34-57/24-47	.596/.511	8-17/9-20	.471/.450	3-7/23-31	.429/.742	29/26 +3	19/12	15/10	0/1	5/8	20/13
MOREHEAD STATE	32/25	35/36	67-61	+6	20-45/22-51	.444/.431	5-16/5-20	.313/.250	22-32/12-18	.688/.667	31/31 -	13/7	14/18	2/4	5/4	22/25
Western Illinois	24/48	53/42	77-90	(13)	29-73/29-48	.397/.604	9-30/10-17	.300/.588	10-18/22-26	.556/.846	34/37 (3)	14/14	10/17	2/8	8/3	21/14
Ball State	23/41	41/42	64-83	(19)	22-58/31-58	.379/.534	7-21/10-28	.333/.357	13-15/11-17	.867/.647	30/36 (6)	11/19	18/15	1/4	10/7	18/15
SIUE	41/42	40/40	81-82	(1)	30-60/27-47	.500/.574	6-23/11-16	.261/.688	15-26/17-25	.577/.680	31/30 +1	21/13	10/16	9/4	8/3	20/25

Note: Game totals are displayed in the format TEAM/OPPONENT for each category

2017-2018 TEAM SUPERLATIVES

<i>IUPUI High</i>	<i>IUPUI Low</i>	<i>Statistical Category</i>	<i>Opponent High</i>	<i>Opponent Low</i>
81 vs. SIUE (12/6/17)	53 at Bradley (11/11)	Points	90 at W. Illinois (11/28)	43 vs. Anderson (11/13)
41 - three times	19 at Bradley (11/11)	First Half Points	48 at W. Illinois (11/28)	21 vs. Anderson (11/13)
53 at W. Illinois (11/28)	34 - twice	Second Half Points	42 - three times	22 vs. Anderson (11/13))
34 at E. Illinois (11/17)	15 at Bradley (11/11)	Field Goals	31 at Ball State (12/2)	13 vs. Anderson (11/13)
73 at W. Illinois (11/28)	45 vs. Morehead St. (11/21)	Field Goal Attempts	58 at Ball State (12/2)	47 - twice
.596 at E. Illinois (11/17)	.283 at Bradley (11/11)	FG Percentage	.604 at W. Illinois (11/28)	.255 vs. Anderson (11/13)
9 at W. Illinois (11/28)	5 vs. Morehead St. (11/21)	3-Point Field Goals	12 at Bradley (11/11)	4 vs. Anderson (11/13)
30 at W. Illinois (11/28)	16 vs. Morehead St. (11/21)	3-Point Field Goal Att.	28 at Ball State (12/2)	16 vs. SIUE (12/6/17)
.471 at E. Illinois (11/17)	.261 vs. SIUE (12/6/17)	3-Point FG Percentage	.688 vs. SIUE (12/6/17)	.167 vs. Anderson (11/13)
22 vs. Morehead St. (11/21)	3 at E. Illinois (11/17)	Free Throws	23 at E. Illinois (11/17)	6 at Bradley (11/11)
32 vs. Morehead St. (11/21)	7 at E. Illinois (11/17)	Free Throw Attempts	31 at E. Illinois (11/17)	12 at Bradley (11/11)
.867 at Ball State (12/2)	.429 at E. Illinois (11/17)	Free Throw Percentage	.846 at W. Illinois (11/28)	.500 at Bradley (11/11)
18 at W. Illinois (11/28)	8 vs. Morehead St. (11/21)	Offensive Rebounds	14 vs. Anderson (11/13)	6 at W. Illinois (11/28)
31 vs. Anderson (11/13)	14 vs. SIUE (12/6/17)	Defensive Rebounds	31 at W. Illinois (11/28)	16 at E. Illinois (11/17)
41 vs. Anderson (11/13)	29 at E. Illinois (11/17)	Total Rebounds	39 at Bradley (11/11)	26 at E. Illinois (11/17)
22 vs. Morehead St. (11/21)	17 at Bradley (11/11)	Fouls	25 - twice	13 at E. Illinois (11/17)
21 vs. SIUE (12/6/17)	8 at Bradley (11/11)	Assists	20 at Bradley (11/11)	6 vs. Anderson (11/13)
19 vs. Anderson (11/13)	10 - twice	Turnovers	23 vs. Anderson (11/13)	10 at E. Illinois (11/17)
9 - twice	0 at E. Illinois (11/17)	Blocked Shots	8 at W. Illinois (11/28)	1 at E. Illinois (11/17)
10 at Ball State (12/2)	5 - twice	Steals	8 - twice	3 - twice

HEAD COACH JASON GARDNER



Jason Gardner was named the eighth head coach in IUPUI men's basketball program's history on April 2, 2014. Gardner, the 1999 winner of the Indiana Mr. Basketball Award, spent a year on the University of Memphis bench and two seasons at Loyola prior to that.

In his first season on the Jaguars' bench, he guided IUPUI to 10 wins, more than tripling the program's Division I win total from a year prior. His hiring paid immediate dividends on the recruiting trail, as he immediately inked five Division I transfers, four of whom were former in-state standouts.

In year two, Gardner led the Jags to a 13-win season against one of the nation's stiffest schedules, including a 9-7 mark in league play and a finish in the top half of the league standings. He upped his program's win total to 14 in his third year while coaching the program's first Academic All-American (Matt O'Leary).

Gardner has shown he's a proven recruiter, inking talent, both through high school signees, transfers and graduate transfers.

While at Memphis, Gardner helped the Tigers to a 24-10 record as Shaq Goodwin and Joe Jackson earned All-Conference accolades. In addition, Memphis forward Austin Nichols was a unanimous selection to the American Athletics Conference All-Rookie Team after averaging 9.1 points and 4.2 boards per game. Gardner was a college teammate of current Memphis Head Coach Josh Pastner at Arizona.

Prior to coming to Memphis, Gardner was an assistant under Porter Moser at Loyola, helping the Ramblers to an eight-game improvement from 2011-12 to 2012-13. He coached Ben Averkamp to All-Horizon League accolades for two straight seasons, while Loyola point guard Cully Payne was a Bob Cousy Award nominee. He also helped recruit one of the top signing classes in the Horizon League prior to the 2012-13 season. Gardner's coaching career began in 2010 when he served as an assistant at nearby Cathedral High School.

Gardner's racked up numerous accolades during his prestigious high school, college and professional playing careers. He was a 1999 McDonald's and Parade All-American while at North Central High School, finishing his prep career with a school record 1,669 points. He was a two-time Gatorade Circle of Champions Indiana Player of the Year and was named the 1998-99 Indianapolis County Player of the Year by The Indianapolis Star and Indianapolis News. His senior season, he helped NCHS to the IHSAA 4A state championship and Tournament of Champions title while averaging 22.6 points, 4.7 rebounds, 4.0 assists and 3.0 steals per game.

The 5-foot-10 point guard was recruited to the University of Arizona by legendary Head Coach Lute Olsen, where he was a four-year All-American for the Wildcats. He was the 2002-03 Naismith National Player of the Year and Lowe's Senior CLASS award recipient. He was the 2000 consensus National Freshman of the Year and closed his career as one of four players in Pac-12 history with 1,500 points, 500 assists and 200 steals for a career. He helped lead Arizona to two Pac-12 regular season titles (2000, 2003) and four consecutive NCAA Tournament berths. The Wildcats made three Sweet Sixteens (2001, 2002, 2003), two Elite Eights (2001, 2003) and were the NCAA national runner-up in 2001. All total, Arizona won 107 games during Gardner's four seasons and he still holds school records for games started (135) and minutes played (4,825), while ranking third in school history with 1,984 career points. He also finished second in threes made (318) and fourth in assists (622). He earned his degree from the university in 2011 in disciplinary studies.

Gardner later played professionally overseas for more than eight years, primarily in Germany. In 2009, he was named MVP of German Basketball Bundesliga after helping Oldenburg to the league crown, averaging 13.7 points, 4.0 assists and 3.0 boards per game. He was a two-time Basketball Bundesliga All-Star, including starting the 2007 game.

Gardner is married to the former Jacquelyn Maxberry and the couple has four children, Jasper, Jason Jr., Jacob and Jackson.



THE GARDNER FILE

School: Arizona, '11

Seasons with IUPUI: fourth season

Career Record:..... 39-63 (4th year)

Coaching Experience:

..... 2014-pres., Head Coach, IUPUI

..... 2013-14, Assistant Coach, Memphis

..... 2011-13, Assistant Coach, Loyola (Ill.)

..... 2010-11, Assistant Coach, Cathedral H.S.



IUPUI PLAYER CAREER STATS

BRENNAN, Aaron

Season	gp-gs	min/avg	Total		3-Point		F-Throws		Rebounds										Scoring	
			fg-fga	pct	fg-fga	pct	ft-fita	pct	off	def	tot	avg	pf	fo	ast	to	blk	stl	pts	avg
2014-15	28-24	585/20.9	71-136	.522	3-8	.375	33-46	.717	36	52	88	3.1	72	1	27	44	7	21	178	6.4
2015-16	32-9	569/17.8	55-144	.382	1-9	.111	26-31	.839	37	78	115	3.6	68	0	33	31	11	12	137	4.3
2016-17	32-9	596/18.6	102-203	.502	27-57	.474	39-54	.722	27	85	112	3.5	76	4	26	30	10	16	270	8.4
2017-18	7-7	190/27.1	41-85	.482	8-26	.308	14-19	.737	11	23	34	4.9	20	1	15	13	6	8	104	14.9
TOTAL	99-49	1940/19.6	269-568	.474	39-100	.390	112-150	.747	111	238	349	3.5	236	6	101	118	34	57	689	7.0

HALL, Evan

Season	gp-gs	min/avg	Total		3-Point		F-Throws		Rebounds										Scoring	
			fg-fga	pct	fg-fga	pct	ft-fita	pct	off	def	tot	avg	pf	fo	ast	to	blk	stl	pts	avg
2015-16	23-11	383/16.7	50-97	.515	1-1	1.000	19-47	.404	41	50	91	4.0	67	4	14	17	7	10	120	5.2
2016-17	30-23	596/19.9	96-163	.589	0-0	.000	35-89	.393	73	83	156	5.2	83	1	14	40	24	16	227	7.6
2017-18	6-6	128/21.3	23-52	.442	0-0	.000	4-19	.211	9	17	26	4.3	17	0	4	8	4	2	50	8.3
TOTAL	59-40	1107/18.8	169-312	.542	1-1	1.000	58-155	.374	123	150	273	4.6	167	5	32	65	35	28	397	6.7

HENDERSON, T.J.

Season	gp-gs	min/avg	Total		3-Point		F-Throws		Rebounds										Scoring	
			fg-fga	pct	fg-fga	pct	ft-fita	pct	off	def	tot	avg	pf	fo	ast	to	blk	stl	pts	avg
2015-16	32-2	522/16.3	49-130	.377	22-64	.344	27-39	.692	5	48	53	1.7	48	1	35	44	2	30	147	4.6
2016-17	32-0	566/17.7	60-134	.448	30-75	.400	39-56	.696	10	40	50	1.6	58	1	52	38	5	32	189	5.9
2017-18	7-5	204/29.1	18-50	.360	6-28	.214	27-34	.794	7	12	19	2.7	10	0	22	19	2	8	69	9.9
TOTAL	71-7	1292/18.2	127-314	.404	58-167	.347	93-129	.721	22	100	122	1.7	116	2	109	101	9	70	405	5.7

HUDSON, Chad

Season	gp-gs	min/avg	Total		3-Point		F-Throws		Rebounds										Scoring	
			fg-fga	pct	fg-fga	pct	ft-fita	pct	off	def	tot	avg	pf	fo	ast	to	blk	stl	pts	avg
2016-17	10-0	23/2.3	1-4	.250	1-3	.333	1-4	.250	0	3	3	0.3	3	0	2	3	0	1	4	0.4
2017-18	2-0	20/10.0	0-1	.000	0-1	.000	3-4	.750	0	1	1	0.5	5	0	1	2	0	0	3	1.5
TOTAL	12-0	43/3.6	1-5	.200	1-4	.250	4-8	.500	0	4	4	0.3	8	0	3	5	0	1	7	0.6

McCALL, D.J.

Season	gp-gs	min/avg	Total		3-Point		F-Throws		Rebounds										Scoring	
			fg-fga	pct	fg-fga	pct	ft-fita	pct	off	def	tot	avg	pf	fo	ast	to	blk	stl	pts	avg
2014-15	31-15	664/21.4	52-124	.419	6-19	.316	39-61	.639	31	58	89	2.9	49	1	38	55	1	19	149	4.8
2016-17	32-22	678/21.2	51-120	.425	5-18	.278	45-77	.584	66	95	161	5.0	71	0	48	41	8	22	152	4.8
2017-18	6-4	163/27.2	17-36	.472	3-9	.333	7-13	.538	21	13	34	5.7	17	2	12	13	2	9	44	7.3
TOTAL	69-41	1505/21.8	120-280	.429	14-46	.304	91-151	.603	118	166	284	4.1	137	3	98	109	11	50	345	5.0

PATTERSON, Ron

Season	gp-gs	min/avg	Total		3-Point		F-Throws		Rebounds										Scoring	
			fg-fga	pct	fg-fga	pct	ft-fita	pct	off	def	tot	avg	pf	fo	ast	to	blk	stl	pts	avg
2016-17	32-10	757/23.7	107-242	.442	62-156	.397	21-30	.700	15	64	79	2.5	70	2	64	40	13	44	297	9.3
2017-18	7-6	217/31.0	30-71	.423	15-44	.341	6-7	.857	4	13	17	2.4	14	0	17	9	5	11	81	11.6
TOTAL	39-16	974/25.0	137-313	.438	77-200	.385	27-37	.730	19	77	96	2.5	84	2	81	49	18	55	378	9.7

THOMAS, Noah

Season	gp-gs	min/avg	Total		3-Point		F-Throws		Rebounds										Scoring	
			fg-fga	pct	fg-fga	pct	ft-fita	pct	off	def	tot	avg	pf	fo	ast	to	blk	stl	pts	avg
2016-17	8-0	20/2.5	1-5	.200	0-1	.000	3-4	.750	1	3	4	0.5	6	0	0	7	0	0	5	0.6
2017-18	1-0	6/6.0	1-1	1.000	0-0	.000	2-2	1.000	1	3	4	4.0	3	0	0	0	1	0	4	4.0
TOTAL	9-0	26/2.9	2-6	.333	0-1	.000	5-6	.833	2	6	8	0.9	9	0	0	7	1	0	9	1.0

IUPUI PLAYER CAREER-HIGHS (bold means occurred in 2017-18 season)

	#0 JAYLEN MINNETT	#1 T.J. HENDERSON	#10 NICK ROGERS	#12 CHAD HUDSON	#22 D.J. McCALL	#24 EVAN HALL	#25 RON PATTERSON	#31 MAURICE KIRBY	#32 ELYJAH GOSS	#35 NOAH THOMAS	#40 EVAN BORGMAN	#45 AARON BRENNAN
Points:	12 (11/28/17)	16 (2/17/16)	8 - 2x	3 - 2x	25 (11/28/17)	21 (1/11/17)	19 - 2x	9 (11/13/17)	10 (11/28/17)	4 (11/13/17)	6 (11/13/17)	25 - 2x
Rebounds:	4 (11/28/17)	7 (3/6/16)	3 (12/21/15)	1 - 4x	13 (12/3/16)	11 - 2x	6 (12/12/16)	9 (11/13/17)	12 (11/13/17)	4 (11/13/17)	3 (11/13/17)	11 (3/4/17)
Assists:	2 - 3x	6 (11/26/16)	5 - 2x	1 - 3x	7 (12/28/16)	4 (12/12/16)	6 - 2x	2 - 2x	1 - 3x	---	---	4 - 3x
FG:	4 (11/28/17)	6 (2/17/16)	3 (1/22/16)	1 (12/12/16)	9 (11/28/17)	9 (1/11/17)	8 (11/17/17)	4 (11/13/17)	4 (11/28/17)	1 - 2x	2 (11/13/17)	12 (11/17/17)
FGA:	10 (11/28/17)	10 - 2x	6 (12/21/15)	2 (12/12/16)	20 (11/28/17)	13 (11/17/17)	15 (11/22/16)	7 (11/13/17)	8 (11/13/17)	2 - 2x	3 (11/13/17)	17 (11/17/17)
3FG:	3 (11/28/17)	3 - 4x	2 (1/22/16)	1 (12/12/16)	3 - 2x	1 (11/13/15)	5 - 2x	---	1 - 2x	---	---	3 - 2x
3FGA:	6 (11/11/17)	6 - 5x	4 (12/12/15)	2 (12/12/16)	7 (11/28/17)	1 (11/13/15)	9 - 2x	---	2 (12/2/17)	1 (12/17/16)	1 (11/13/17)	6 - 2x
FT:	3 (11/21/17)	8 (11/21/17)	5 (11/18/15)	3 (11/13/17)	7 - 2x	8 (12/12/16)	3 - 2x	2 - 4x	4 (12/2/17)	2 - 2x	2 - 2x	6 - 2x
FTA:	3 (11/21/17)	10 (11/21/17)	6 - 2x	4 (11/13/17)	10 (12/29/14)	9 - 2x	6 (1/3/15)	4 (12/19/15)	4 (12/2/17)	2 - 3x	2 - 2x	8 - 2x
Blocks:	---	2 - 2x	1 - 2x	---	1 - 11x	3 - 3x	3 (12/6/17)	2 - 2x	3 (11/13/17)	1 (11/13/17)	---	3 - 2x
Steals:	3 (12/2/17)	4 - 2x	2 (12/2/17)	1 (11/18/16)	4 (12/6/17)	2 - 6x	4 (11/22/16)	1 - 9x	2 (11/28/17)	---	---	3 - 3x
Minutes:	37 (11/11/17)	38 (11/17/17)	24 (12/6/17)	12 (11/13/17)	38 (2/19/15)	33 (1/18/17)	38 (11/17/17)	17 (11/13/17)	23 (11/11/17)	6 (11/13/17)	13 (11/13/17)	35 (11/17/17)

LAST FOUR BOX SCORES

GAME #4 • IUPUI 67, MOREHEAD STATE 61 (INDIANA FARMERS COLISEUM)

Morehead State 61 • 1-3

#	Player	Total		3-Ptr	Rebounds			PF	TP	A	TO	Blk	Stl	Min
		FG-FGA	FG-FGA		Off	Def	Tot							
12	GREEN, Malek	f	3-4	0-0	2-2	2	3	5	2	8	1	0	1	27
13	HARRIS, Lamont	f	6-13	2-6	1-1	2	4	6	4	15	1	3	0	1
00	HICKS, A.J.	g	5-8	1-3	3-6	0	2	2	3	14	1	5	0	1
02	WALKER, Jordan	g	1-7	1-5	1-3	0	1	1	4	4	2	2	0	0
32	HENSON, Djimon	g	5-11	0-3	2-2	1	2	3	12	0	2	0	0	0
03	BAKER, James		1-2	0-0	2-2	2	0	2	2	4	0	2	1	0
04	COOPER, De'von		1-4	1-3	1-2	1	3	4	2	4	2	2	2	0
10	CHATMAN, Alonzo		0-2	0-0	0-0	0	3	3	4	0	0	2	0	1
21	THOMPSON, Trell		0-0	0-0	0-0	0	1	1	1	0	0	0	0	0
Team						2	2	4						
Totals			22-51	5-20	12-18	10	21	31	25	61	7	18	4	200
FG % 1st Half: 9-27 33.3% 2nd half: 13-24 54.2% Game: 22-51 43.1%														
3FG % 1st Half: 1-7 14.3% 2nd half: 4-13 30.8% Game: 5-20 25.0%														
FT % 1st Half: 6-8 75.0% 2nd half: 6-10 60.0% Game: 12-18 66.7%														
Deadball Rebounds 2														

IUPUI 67 • 2-2

#	Player	Total		3-Ptr	Rebounds			PF	TP	A	TO	Blk	Stl	Min
		FG-FGA	FG-FGA		Off	Def	Tot							
24	HALL, Evan	f	3-8	0-0	0-1	1	0	1	3	6	0	1	0	18
45	BRENNAN, Aaron	f	5-12	0-4	5-8	1	6	7	3	15	2	3	0	0
01	HENDERSON, T.J.	g	1-2	1-2	8-10	1	4	5	1	11	3	3	0	0
22	McCALL, D.J.	g	3-5	0-0	2-4	1	3	4	8	3	2	1	2	28
25	PATTERSON, Ron	g	3-7	2-5	2-2	0	1	1	3	10	1	3	1	32
00	MINNETT, Jaylen		3-4	2-3	3-3	0	0	0	2	11	2	0	0	0
10	ROGERS, Nick		0-3	0-2	0-2	0	2	2	3	0	2	0	0	1
31	KIRBY, Maurice		1-2	0-0	0-0	0	2	2	1	2	0	1	0	0
32	GOSS, Elyjah		1-2	0-0	2-2	1	3	4	2	4	0	0	0	0
Team						3	2	5			1			
Totals			20-45	5-16	22-32	8	23	31	22	67	13	14	2	200
FG % 1st Half: 10-24 41.7% 2nd half: 10-21 47.6% Game: 20-45 44.4%														
3FG % 1st Half: 3-9 33.3% 2nd half: 2-7 28.6% Game: 5-16 31.3%														
FT % 1st Half: 9-16 56.3% 2nd half: 13-16 81.3% Game: 22-32 68.8%														
Deadball Rebounds 6														

Officials: Lewis Garrison (R), Bryan Anslinger, Michael Kitts
 Technical fouls: Morehead State-None. IUPUI-None.
 Attendance: 1012

Score by periods	1st	2nd	Total
Morehead State	25	36	61
IUPUI	32	35	67

Points	In Paint	Off T/O	2nd Chance	Fast Break	Bench
MOR	30	12	6	6	8
IUPUI	24	16	8	2	17

Last FG - MOR 2nd-00:27, IUPUI 2nd-01:30.
 Largest lead - MOR None, IUPUI by 11 1st-13:08.
 MOR led for 00:00. IUPUI led for 38:48. Game was tied for 01:12.

Score tied - 1 time.
 Lead changed - 0 times.

GAME #5 • WESTERN ILLINOIS 90, IUPUI 77 (MACOMB, ILL.)

IUPUI 77 • 2-3

#	Player	Total		3-Ptr	Rebounds			PF	TP	A	TO	Blk	Stl	Min
		FG-FGA	FG-FGA		Off	Def	Tot							
24	HALL, Evan	f	2-4	0-0	0-4	1	5	6	1	4	0	0	1	0
45	BRENNAN, Aaron	f	3-11	0-6	2-2	4	2	6	4	8	1	4	1	1
01	HENDERSON, T.J.	g	2-9	1-6	2-3	0	2	2	2	7	2	2	0	1
22	McCALL, D.J.	g	9-20	3-7	4-6	6	2	8	0	25	1	0	0	2
25	PATTERSON, Ron	g	2-9	1-5	0-0	0	2	2	3	5	2	0	0	1
00	MINNETT, Jaylen		4-10	3-5	1-2	4	0	4	3	12	2	0	0	1
10	ROGERS, Nick		2-2	0-0	0-0	0	0	0	4	4	4	2	0	0
31	KIRBY, Maurice		1-3	0-0	0-0	1	2	3	2	2	1	2	0	0
32	GOSS, Elyjah		4-5	1-1	1-1	0	1	1	2	10	1	0	0	2
Team						2	0	2						
Totals			29-73	9-30	10-18	18	16	34	21	77	14	10	2	8
FG % 1st Half: 10-32 31.3% 2nd half: 19-41 46.3% Game: 29-73 39.7%														
3FG % 1st Half: 2-12 16.7% 2nd half: 7-18 38.9% Game: 9-30 30.0%														
FT % 1st Half: 2-6 33.3% 2nd half: 8-12 66.7% Game: 10-18 55.6%														
Deadball Rebounds 3														

Western Illinois 90 • 5-1

#	Player	Total		3-Ptr	Rebounds			PF	TP	A	TO	Blk	Stl	Min
		FG-FGA	FG-FGA		Off	Def	Tot							
15	ANCRUM, Dalan	f	8-10	3-4	0-0	1	4	5	3	19	1	2	0	1
52	GILBECK, Brandon	c	3-7	0-0	1-3	2	6	8	5	7	2	3	5	0
10	WEBSTER, Kobe	g	10-14	5-7	2-2	0	2	2	2	27	8	1	0	0
32	USIOSEFFE, Jeremiah	g	1-4	0-2	7-8	0	5	5	1	9	1	1	0	0
40	DUFF, C.J.	g	0-1	0-1	2-2	0	1	1	0	2	0	2	0	0
11	BRUSTER, Delo		3-4	1-1	3-4	0	3	3	1	10	1	2	0	1
22	MORGAN, Jalen		3-6	0-0	7-7	2	2	4	0	13	0	2	2	0
35	JOHNSON, Issac		1-2	1-2	0-0	0	2	2	2	3	1	1	0	1
Team						1	6	7				3		
Totals			29-48	10-17	22-26	6	31	37	14	90	14	17	8	3
FG % 1st Half: 17-25 68.0% 2nd half: 12-23 52.2% Game: 29-48 60.4%														
3FG % 1st Half: 6-11 54.5% 2nd half: 4-6 66.7% Game: 10-17 58.8%														
FT % 1st Half: 8-9 88.9% 2nd half: 14-17 82.4% Game: 22-26 84.6%														
Deadball Rebounds 1														

Officials: Dan Dorian, Shane Staggs, Michael Swoboda
 Technical fouls: IUPUI-None. Western Illinois-None.
 Attendance: 589

Score by periods	1st	2nd	Total
IUPUI	24	53	77
Western Illinois	48	42	90

Points	In Paint	Off T/O	2nd Chance	Fast Break	Bench
IUPUI	34	22	20	10	28
WIU	32	11	3	0	26

Last FG - IUPUI 2nd-01:17, WIU 2nd-00:35.
 Largest lead - IUPUI by 2 1st-19:13, WIU by 28 2nd-08:21.
 IUPUI led for 03:03. WIU led for 34:54. Game was tied for 02:03.

Score tied - 1 time.
 Lead changed - 1 time.

GAME #6 • BALL STATE 83, IUPUI 64 (MUNCIE, IND.)

IUPUI 64 • 2-4

#	Player	Total		3-Ptr	Rebounds			PF	TP	A	TO	Blk	Stl	Min	
		FG-FGA	FG-FGA		FT-FTA	Off	Def								Tot
24	HALL, Evan	f	2-8	0-0	0-2	1	2	3	4	4	0	2	0	0	19
45	BRENNAN, Aaron	f	3-11	1-3	0-0	0	1	1	2	7	1	0	0	1	24
00	MINNETT, Jaylen	g	2-4	2-3	2-2	0	0	0	4	8	1	3	0	3	18
10	ROGERS, Nick	g	2-4	1-3	0-0	0	1	1	4	5	2	4	1	2	23
22	McCALL, D.J.	g	0-2	0-1	0-0	3	3	6	0	0	2	3	0	1	30
01	HENDERSON, T.J.		4-8	0-3	3-3	1	0	1	1	11	2	3	0	0	24
25	PATTERSON, Ron		5-10	2-6	2-2	0	3	3	1	14	1	2	0	3	29
31	KIRBY, Maurice		3-5	0-0	2-2	3	4	7	2	8	1	1	0	0	15
32	GOSS, Elyjah		1-6	1-2	4-4	2	4	6	0	7	1	0	0	0	18
Team						0	2	2							
Totals			22-58	7-21	13-15	10	20	30	18	64	11	18	1	10	200
FG % 1st Half: 9-31 29.0% 2nd half: 13-27 48.1% Game: 22-58 37.9%															
3FG % 1st Half: 2-9 22.2% 2nd half: 5-12 41.7% Game: 7-21 33.3%															
FT % 1st Half: 3-5 60.0% 2nd half: 10-10 100.0% Game: 13-15 86.7%															
Deadball Rebounds 1															